

Exam Questions AZ-120

Planning and Administering Microsoft Azure for SAP Workloads

<https://www.2passeasy.com/dumps/AZ-120/>



NEW QUESTION 1

- (Exam Topic 1)

You are evaluating which migration method Litware can implement based on the current environment and the business goals. Which migration method will cause the least amount of downtime?

- A. Use the Database migration Option (DMO) to migrate to SAP HANA and Azure During the same maintenance window.
- B. Use Near-Zero Downtime (NZDT) to migrate to SAP HANA and Azure during the same maintenance window.
- C. Migrate SAP to Azure, and then migrate SAP ECC to SAP Business Suite on HANA.
- D. Migrate SAP ECC to SAP Business Suite on HANA and then migrate SAP to Azure.

Answer: A

Explanation:

The SAP Database Migration Option (DMO) with System Move option of SUM, used as part of the migration allows customer the options to perform the migration in a single step, from source system on-premises, or to the target system residing in Microsoft Azure, minimizing overall downtime.

References:

<https://blogs.sap.com/2017/10/05/your-sap-on-azure-part-2-dmo-with-system-move/>

NEW QUESTION 2

- (Exam Topic 1)

You need to ensure that you can receive technical support to meet the technical requirements. What should you deploy to Azure?

- A. SAP Landscape Management (LaMa)
- B. SAP Gateway
- C. SAP Web Dispatcher
- D. SAPRouter

Answer: A

Explanation:

Scenario: Ensure that SAP can provide technical support for all the SAP landscapes deployed to Azure. References:

<https://blogs.sap.com/2019/07/22/sap-landscape-management-on-microsoft-azure-part-1/>

NEW QUESTION 3

- (Exam Topic 1)

What should you use to perform load testing as part of the migration plan?

- A. JMeter
- B. SAP LoadRunner by Micro Focus
- C. Azure Application Insights
- D. Azure Monitor

Answer: B

Explanation:

Scenario: Upgrade and migrate SAP ECC to SAP Business Suite on HANA Enhancement Pack 8.

With the SAP LoadRunner application by Micro Focus, you can accelerate testing and development, reduce slowdowns and expenses, and gain a better understanding of performance issues. Validate software performance, virtualize your network, simulate workloads, benchmark production system performance, and optimize your deployment of SAP HANA software

References: <https://www.sap.com/products/loadrunner.html>

NEW QUESTION 4

- (Exam Topic 1)

For each of the following statements, select Yes if the statement is true. Otherwise, select No. NOTE: Each correct selection is worth one point.

Statements	Yes	No
After the migration, all user authentication to the SAP applications must be handled by Azure Active Directory (Azure AD).	<input type="radio"/>	<input type="radio"/>
The migration requires that the on-premises Active Directory domain syncs to Azure Active Directory (Azure AD).	<input type="radio"/>	<input type="radio"/>
After the migration users will be able to authenticate to the SAP applications by using their existing credentials in litware.com.	<input type="radio"/>	<input type="radio"/>

- A. Mastered
- B. Not Mastered

Answer: A

Explanation:

In a Hybrid-IT scenario, Active Directory from on-premises can be extended to serve as the authentication mechanism through an Azure deployed domain

controller (as well as potentially using the integrated DNS).

It is important to distinguish between traditional Active Directory Servers and Microsoft Azure Active Directory that provides only a subset of the traditional on-premises AD offering. This subset include Identity and Access Management, but does not have the full AD schema or services that many 3rd party application take advantage of. While Azure Active Directory IS a requirement to establish authentication for the Azure virtual machines in use, and it can synchronize users with customers' on-premises AD, the two are explicitly different and customers will likely continue to require full Active Directory servers deployed in Microsoft Azure.

References: https://www.suse.com/media/guide/sap_hana_on_azure_101.pdf

NEW QUESTION 5

- (Exam Topic 2)

You have an SAP environment on Azure.

You use Azure Recovery Services to back up an SAP application server.

You need to test the restoration process of a file on the server.

Which three actions should you perform in sequence? To answer, move the appropriate actions from the list of actions to the answer area and arrange them in the correct order.

Actions

Download and run the mount disk executable

From Azure Cloud Shell, run the Get-AzBackupItem cmdlet

From Azure Recovery Vault, select **File Recovery**

Recover the file and unmount the disk

From Azure Cloud Shell, run the Get-AzBackupRecoveryPoint cmdlet

Answer Area

- A. Mastered
- B. Not Mastered

Answer: A

Explanation:

Step 1: From Azure Recover Vault, select File Recovery

To restore files or folders from the recovery point, go to the virtual machine and choose the desired recovery point.

Step 2: Download and run the mount disk executable Step 3: recover the file and unmount the disk

File Recovery

v2win2012r2

✓ Step 1: Select recovery point

7/20/2017, 1:36:40 PM [Latest] (AppCo... ▼)

→ Step 2: Download script to browse and recover files

This script will mount the disks from the selected recovery point **as local drives on the machine where it is run**. These drives will remain mounted for 12 hours.

Download Executable *

Requires password to run

→ Step 3: Unmount the disks after recovery

Unmount disks and close the connection to the recovery point.

Unmount Disks

* Run this script on the machine where you want to copy the files

* To restore files larger than 10GB, restore entire VM to an alternate location or restore disks using PowerShell

* Data transfer rate: up to 1GB/Hr

If you have trouble finding your files, [click here](#)

NEW QUESTION 6

- (Exam Topic 2)

This question requires that you evaluate the underlined BOLD text to determine if it is correct.

You have an Azure resource group that contains the virtual machines for an SAP environment.

You must be assigned the Contributor role to grant permissions to the resource group.

Instructions: Review the underlined text. If it makes the statement correct, select “No change is needed”. If the statement is incorrect, select the answer choice that makes the statement correct.

- A. No change is needed
- B. User Access Administrator
- C. Managed Identity Contributor
- D. Security Admin

Answer: B

Explanation:

Contributor - Can create and manage all types of Azure resources but can't grant access to others. User Access Administrator - Lets you manage user access to Azure resources.

References:

<https://docs.microsoft.com/en-us/azure/role-based-access-control/overview>

NEW QUESTION 7

- (Exam Topic 2)

For each of the following statements, select Yes if the statement is true. Otherwise, select No. NOTE: Each correct selection is worth one point.

Statements	Yes	No
SAP HANA certification for M-Series Azure virtual machines requires that Write Accelerator be enabled on the /hana/data volume.	<input type="radio"/>	<input type="radio"/>
SAP HANA certification for M-Series Azure virtual machines requires that Write Accelerator be enabled on the /hana/log volume.	<input type="radio"/>	<input type="radio"/>
To enable Write Accelerator, you must use Azure Premium managed disks.	<input type="radio"/>	<input type="radio"/>

- A. Mastered
- B. Not Mastered

Answer: A

Explanation:

Box 1: No

Box 2: Yes

The minimum SAP HANA certified conditions for the different storage types are:

Azure Premium SSD - /hana/log is required to be cached with Azure Write Accelerator. The /hana/data volume could be placed on Premium SSD without Azure Write Accelerator or on Ultra disk

Box 3: Yes References:

<https://docs.microsoft.com/en-us/azure/virtual-machines/workloads/sap/hana-vm-operations-storage>

NEW QUESTION 8

- (Exam Topic 2)

You have an on-premises SAP environment hosted on VMware vSphere. You plan to migrate the environment to Azure by using Azure Site Recovery. You need to prepare the environment to support Azure Site Recovery.

What should you deploy first?

- A. an on-premises data gateway to vSphere
- B. Microsoft System Center Virtual Machine Manager (VMM)
- C. an Azure Backup server
- D. a configuration server to vSphere

Answer: D

Explanation:

When you set up disaster recovery for on-premises VMware VMs, Site Recovery needs access to the vCenter Server/vSphere host so that the Site Recovery process server can automatically discover VMs, and fail them over as needed. By default the process server runs on the Site Recovery configuration server. Add an account for the configuration server to connect to the vCenter Server/vSphere host.

References:

<https://docs.microsoft.com/en-us/azure/site-recovery/vmware-azure-manage-vcenter>

NEW QUESTION 9

- (Exam Topic 2)

You have an SAP development landscape on Azure.

For each of the following statements, select Yes if the statement is true. Otherwise, select No. NOTE: Each correct selection is worth one point.

Answer Area

Statements	Yes	No
You can use SAP Landscape Management (LaMa) to automate stopping, starting, and deallocating SAP virtual machines.	<input type="radio"/>	<input type="radio"/>
You can use SAP Solution Manager to automate stopping, starting, and deallocating SAP virtual machines.	<input type="radio"/>	<input type="radio"/>
You can use SAP HANA Cockpit to automate stopping, starting, and deallocating SAP virtual machines.	<input type="radio"/>	<input type="radio"/>

- A. Mastered
- B. Not Mastered

Answer: A

Explanation:

Answer Area

Statements	Yes	No
You can use SAP Landscape Management (LaMa) to automate stopping, starting, and deallocating SAP virtual machines.	<input checked="" type="radio"/>	<input type="radio"/>
You can use SAP Solution Manager to automate stopping, starting, and deallocating SAP virtual machines.	<input type="radio"/>	<input checked="" type="radio"/>
You can use SAP HANA Cockpit to automate stopping, starting, and deallocating SAP virtual machines.	<input type="radio"/>	<input checked="" type="radio"/>

NEW QUESTION 10

- (Exam Topic 2)

Note: This question is part of a series of questions that present the same scenario. Each question in the series contains a unique solution that might meet the stated goals. Some question sets might have more than one correct solution, while others might not have a correct solution.

After you answer a question in this section, you will NOT be able to return to it. As a result, these questions will not appear in the review screen.

You plan to migrate an SAP HANA instance to Azure.

You need to gather CPU metrics from the last 24 hours from the instance. Solution: You use DBA Cockpit from SAP GUI.

Does this meet the goal?

- A. Yes
- B. No

Answer: A

Explanation:

The SAP HANA cockpit provides a single point of access to a range of SAP HANA administration and monitoring tasks. It is used to monitor and ensure the overall health of the system.

The HANA Monitoring dashboard also visualizes key HANA Metrics of SAP HANA system. References:

<https://developers.sap.com/tutorials/dt-monitoring-hana-part1.html>

<https://help.sap.com/viewer/afa922439b204e9caf22c78b6b69e4f2/2.10.0.0/en-US> <https://www.hanatutorials.com/p/hana-monitoring-dashboard.html>

NEW QUESTION 10

- (Exam Topic 2)

You have an SAP ERP Central Component (SAP ECQ) environment on Azure.

You need to add an additional SAP application server to meet the following requirements:

- Provide the highest availability.
- Provide the fastest speed between the new server and the database. What should you do?

- A. Place the new server in a different Azure Availability Zone than the database.
- B. Place the new server in the same Azure Availability Set as the database and the other application servers.
- C. Place the new server in the same Azure Availability Zone as the database and the other application servers.

Answer: A

NEW QUESTION 13

- (Exam Topic 2)

For each of the following statements, select yes if the statement is true. Otherwise, select No. NOTE: Each correct selection is worth one point.

Statements	Yes	No
You can use NIPING to examine network latency between an SAP HANA database server and an SAP application server hosted on Azure.	<input type="radio"/>	<input checked="" type="radio"/>
You can use LoadRunner to generate traffic between a client and an SAP application server hosted on Azure.	<input type="radio"/>	<input checked="" type="radio"/>
You can use the SAP HANA HW Configuration Check Tool (HWCCT) to examine network latency between an SAP HANA database server and an SAP application server hosted on Azure.	<input type="radio"/>	<input checked="" type="radio"/>

- A. Mastered
- B. Not Mastered

Answer: A

Explanation:

Statements	Yes	No
You can use NIPING to examine network latency between an SAP HANA database server and an SAP application server hosted on Azure.	<input checked="" type="radio"/>	<input type="radio"/>
You can use LoadRunner to generate traffic between a client and an SAP application server hosted on Azure.	<input type="radio"/>	<input checked="" type="radio"/>
You can use the SAP HANA HW Configuration Check Tool (HWCCT) to examine network latency between an SAP HANA database server and an SAP application server hosted on Azure.	<input type="radio"/>	<input checked="" type="radio"/>

NEW QUESTION 14

- (Exam Topic 2)

Your on-premises network contains an Active Directory domain.

You have an SAP environment on Azure that runs on SUSE Linux Enterprise Server (SLES) servers. You configure the SLES servers to use domain controllers as their NTP servers and their DNS servers. You need to join the SLES servers to the Active Directory domain.

Which three actions should you perform in sequence? To answer, move the appropriate actions from the list of actions to the answer area and arrange them in the correct order.

Actions	Answer Area
Add realm details to /etc/krb5.conf and /etc/samba/smb.conf	
Shut down the following services: smbd, nmbd, and winbindd	
Run net ads join -U administrator	
Run net rpc join -U administrator	
Install the samba-winbind package	

- A. Mastered
- B. Not Mastered

Answer: A

Explanation:

Step 1: Install the samba-winbind package Install samba-winbind

Step 2: Add realm details to /etc/krb5.conf and /etc/samba/smb.conf

Edit files - best way to do this is to use yast on test machine and copy files from it

In following examples you need to replace EXAMPLE/EXAMPLE.COM/.example.com with your values/settings

/etc/samba/smb.conf [global]

workgroup = EXAMPLE

usershare allow guests = NO #disallow guests from sharing idmap gid = 10000-20000

idmap uid = 10000-20000

kerberos method = secrets and keytab realm = EXAMPLE.COM

security = ADS

template homedir = /home/%D/%U template shell = /bin/bash

winbind offline logon = yes winbind refresh tickets = yes

/etc/krb5.conf [libdefaults]

default_realm = EXAMPLE.COM clocks skew = 300

[realms] EXAMPLE.COM = {

kdc = PDC.EXAMPLE.COM

default_domain = EXAMPLE.COM admin_server = PDC.EXAMPLE.COM

}

Step 3: Run net ads join -U administrator Join the SLES 12 Server to the AD domain References:

<https://www.suse.com/support/kb/doc/?id=7018461>

NEW QUESTION 16

- (Exam Topic 2)

You have a n SAP environment on Azure.

Your on-premises network uses a 1-Gbps ExpressRoute circuit to connect to Azure Private peering is enabled on the circuit. The default route (0.0.0.0/0) from the on-premises network is advertised

You need to resolve the issue without modifying the ExpressRoute circuit. The solution must minimize administrative effort. What should you do?

- A. Create a user-defined route tint redirects traffic to the Blob storage.
- B. Create an application security group.
- C. Change the backup solution to use a third-party software that can write to the Blob storage.

D. Enable virtual network service endpoints.

Answer: A

NEW QUESTION 17

- (Exam Topic 2)

You plan to migrate an SAP environment to Azure.

You need to recommend a solution to migrate the SAP application servers to Azure. The solution must minimize downtime and changes to the environments.

What should you include in the recommendation?

- A. Azure Storage Explorer
- B. Azure Import/Export service
- C. AzCopy
- D. Azure Site Recovery

Answer: D

Explanation:

Site Recovery is used to manage and orchestrate disaster recovery of on-premises machines and Azure VMs. However, it can also be used for migration.

Migration uses the same steps as disaster recovery with one exception. In a migration, failing machines over from your on-premises site is the final step. Unlike disaster recovery, you can't fail back to on-premises in a migration scenario.

References:

<https://docs.microsoft.com/en-us/azure/site-recovery/migrate-tutorial-on-premises-azure>

NEW QUESTION 21

- (Exam Topic 2)

You plan to deploy an SAP environment on Azure. The SAP environment will have landscapes for production, development, and quality assurance.

You need to minimize the costs associated with running the development and quality assurance landscapes on Azure. What should you do?

- A. Create Azure Automation runbooks to stop, deallocate, and start Azure virtual machines.
- B. Create a scheduled task that runs the stopsap command.
- C. Configure scaling for Azure App Service.
- D. Configure Azure virtual machine scales sets.

Answer: B

NEW QUESTION 22

- (Exam Topic 2)

You deploy an SAP environment on Azure.

Your company has a Service Level Agreement (SLA) of 99.99% for SAP. You implement Azure Availability Zones that have the following components:

- * Redundant SAP application servers
- * ASCS/ERS instances that use a failover cluster
- * Database high availability that has a primary instance and a secondary instance

You need to validate the load distribution to the application servers. What should you use?

- A. SAP Solution Manager
- B. Azure Monitor
- C. SAPControl
- D. SAP Web Dispatcher

Answer: D

Explanation:

Load balancers. These are used to distribute traffic to virtual machines in the application-tier subnet. For high availability, use the built-in SAP Web Dispatcher, Azure Load Balancer, or network appliances, depending on the traffic type (such as HTTP or SAPGUI) or the required network services, such as Secure Sockets Layer (SSL) termination.

Reference:

<https://docs.microsoft.com/en-us/azure/architecture/reference-architectures/sap/sap-netweaver>

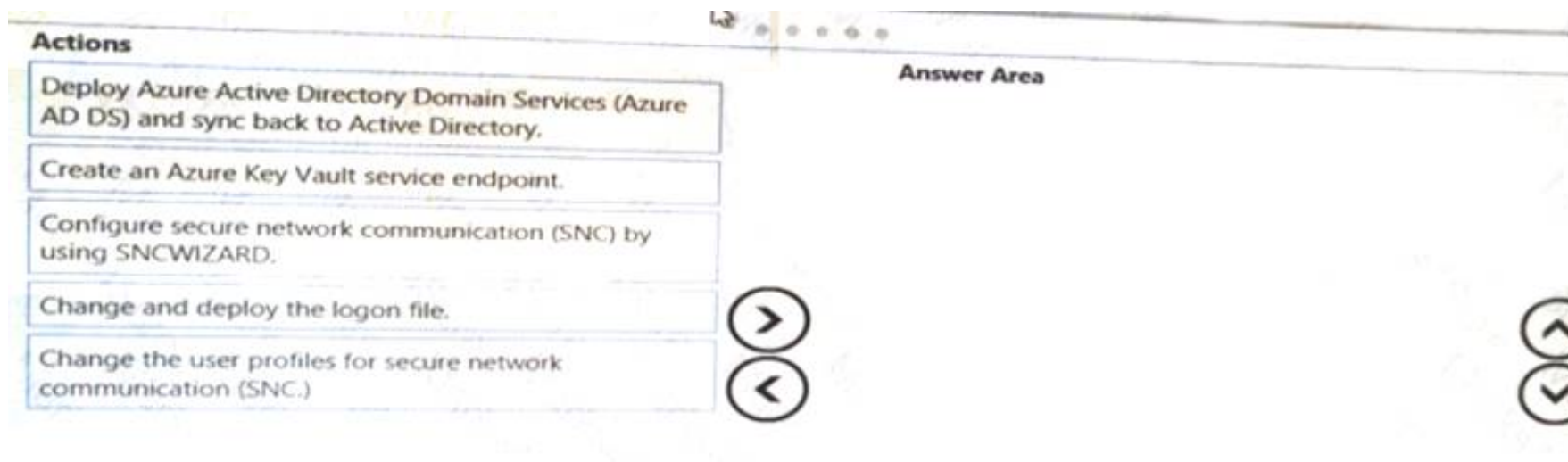
NEW QUESTION 23

- (Exam Topic 2)

Your on-premises network contains an Active Directory domain. You are deploying a new SAP environment on Azure.

You need to configure SAP Single Sign-On to ensure that users can authenticate to SAP GUI and SAP WebGUI.

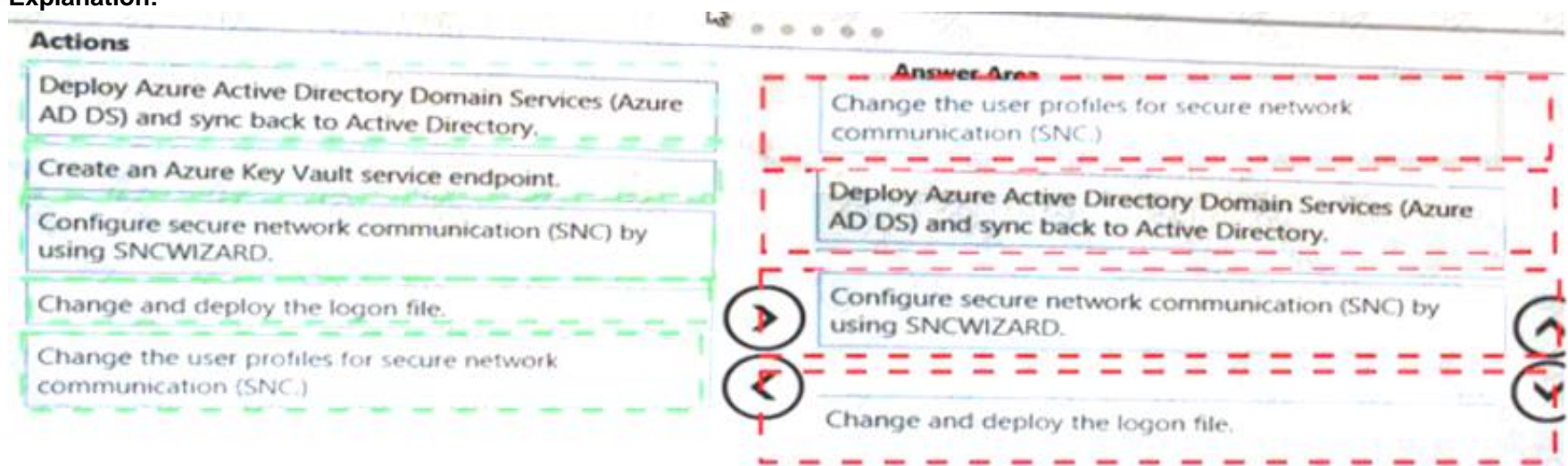
Which four actions should you perform in sequence? To answer, move the appropriate actions from the list of actions to the answer area and arrange them in the correct order.



- A. Mastered
B. Not Mastered

Answer: A

Explanation:



NEW QUESTION 24

- (Exam Topic 2)

You have an SAP production landscape on-premises and an SAP development landscape on Azure. You deploy a network virtual appliance to act as a firewall between the Azure subnet and the on-premises network. Solution: You configure a user-defined route table. Does this meet the goal?

- A. Yes
B. No

Answer: B

NEW QUESTION 25

- (Exam Topic 2)

You are integrating SAP HANA and Azure Active Directory (Azure AD). For each of the following statements, select Yes if the statement is true. Otherwise, select No. NOTE: Each correct selection is worth one point.

Statements	Yes	No
SAP HANA supports SAML authentication for single-sign on (SSO).	<input type="radio"/>	<input type="radio"/>
SAP HANA supports OAuth2 authentication for single-sign on (SSO).	<input type="radio"/>	<input type="radio"/>
You can use Azure role-based access control (RBAC) to provide users with the ability to sign in to SAP HANA.	<input type="radio"/>	<input type="radio"/>

- A. Mastered
B. Not Mastered

Answer: A

Explanation:


Box 1: Yes

To configure Azure AD single sign-on with SAP HANA, perform the following steps:

*1. In the Azure portal, on the SAP HANA application integration page, select Single sign-on.


*2. On the Select a Single sign-on method dialog, select SAML/WS-Fed mode to enable single sign-on.

Select a single sign-on method [Help me decide](#)



Disabled

User must manually enter their username and password.



SAML

Rich and secure authentication to applications using the SAML (Security Assertion Markup Language) protocol.



Linked

Link to an application in the Azure Active Directory Access Panel and/or Office 365 application launcher.

Box 2: No

Box 3: No

Key security considerations for deploying SAP on Azure References:

<https://docs.microsoft.com/en-us/azure/active-directory/saas-apps/saphana-tutorial>

NEW QUESTION 30

- (Exam Topic 2)

You are migrating SAP to Azure. The ASCS application servers are in one Azure zone, and the SAP database server in in a different Azure zone. ASCS/ERS is configured for high availability.

During performance testing, you discover increased response times in Azure, even though the Azure environment has better computer and memory configurations than the on-premises environment. During the initial analysis, you discover an increased wait time for Enqueue.

What are three possible causes of the increased wait time? Each correct answer presents a complete solution.

NOTE: Each correct selection is worth one point.

- A. a missing Enqueue profile
- B. disk I/O during Enqueue backup operations
- C. misconfigured load balancer rules and health check probes for Enqueue and ASCS
- D. active Enqueue replication
- E. network latency between the database server and the SAP application servers

Answer: CDE

Explanation:

E: The network latency across Availability Zones is not the same in all Azure regions. In some cases, you can deploy and run the SAP application layer across different zones because the network latency from one zone to the active DBMS VM is acceptable. But in some Azure regions, the latency between the active DBMS VM and the SAP application instance, when deployed in different zones, might not be acceptable for SAP business processes.

References:

<https://docs.microsoft.com/en-us/azure/virtual-machines/workloads/sap/sap-ha-availability-zones>

NEW QUESTION 35

- (Exam Topic 2)

You are planning the Azure network infrastructure for an SAP environment.

For each of the following statements, select Yes if the statement is true. Otherwise, select No.

NOTE: Each correct selection is worth one point.

Statements	Yes	No
You can segregate the SAP application layer and the DBMS layer into different virtual networks that are peered by using Global Vnet peering.	<input type="radio"/>	<input type="radio"/>
You can segregate the SAP application layer and the DBMS layer into different subnets in the same virtual network.	<input type="radio"/>	<input type="radio"/>
If you segregate the SAP application layer and the DBMS layer into different peered virtual networks, you will incur costs for the data transferred between the virtual networks.	<input type="radio"/>	<input type="radio"/>

- A. Mastered
- B. Not Mastered

Answer: A

Explanation:

Box 1: Yes

Box 2: No

A design that's not supported is the segregation of the SAP application layer and the DBMS layer into different Azure virtual networks that aren't peered with each other. We recommend that you segregate the SAP application layer and DBMS layer by using subnets within an Azure virtual network instead of by using different Azure virtual networks.

Box 3: Yes

Be aware that network traffic between two peered Azure virtual networks is subject to transfer costs. Huge data volume that consists of many terabytes is exchanged between the SAP application layer and the DBMS layer. You can accumulate substantial costs if the SAP application layer and DBMS layer are segregated between two peered Azure virtual networks.

References:

https://docs.microsoft.com/en-us/azure/virtual-machines/workloads/sap/dbms_guide_general

NEW QUESTION 39

- (Exam Topic 2)

Note: This question is part of a series of questions that present the same scenario. Each question in the series contains a unique solution that might meet the stated goals. Some question sets might have more than one correct solution, while others might not have a correct solution.

After you answer a question in this section, you will NOT be able to return to it. As a result, these questions will not appear in the review screen.

You deploy SAP HANA on Azure (Large Instances). You need to back up the SAP HANA database to Azure.

Solution: You use a third-party tool that uses backint to back up the SAP HANA database to Azure storage. Does this meet the goal?

A. Yes

B. No

Answer: B

Explanation:

References:

<https://docs.microsoft.com/en-us/azure/backup/sap-hana-db-about>

<https://docs.microsoft.com/en-us/azure/backup/backup-azure-sap-hana-database#configure-backup>

NEW QUESTION 42

- (Exam Topic 2)

Your company has a an on-premises SAP environment.

Recently, the company split into two companies named Litware, inc and Contoso.Ltd. Litware retained the SAP environment.

Litware plans to export data that is relevant only to Contoso. The export will be 1.5 TB. Contoso build a new SAP environment on Azure.

You need to recommend a solution for Litware to make the data available to Contoso in Azure. The solution

must meet the following requirements: Minimize the impact on the network. Minimize the administrative effort for Litware.

What should you include in the recommendation.

A. Azure Migrate

B. Azure Databox

C. Azure Site Recovery

D. Azure import/Export service

Answer: C

NEW QUESTION 47

- (Exam Topic 2)

You have an SAP production landscape on-premises and an SAP development landscape on Azure.

You deploy a network virtual appliance to act as a firewall between the Azure subnet and the on-premises network.

Solution: You deploy an Azure Standard Load balancer. Does this meet the goal?

A. Yes

B. No

Answer: A

NEW QUESTION 51

- (Exam Topic 2)

You have an on-premises SAP environment.

Backups are performed by using tape backups. There are 50 TB of backups.

A Windows file server has BMP images of checks used by SAP Finance. There are 9 TB of images.

You need to recommend a method to migrate the images and the tape backups to Azure. The solution must maintain continuous replication of the images.

What should you include in the recommendation? To answer, select the appropriate options in the answer area. NOTE: Each correct selection is worth one point.

Answer Area

Tape backups:

AzCopy
 Azure Data Box Edge
 Azure Databox
 Azure Storage Explorer

File server:

File server:

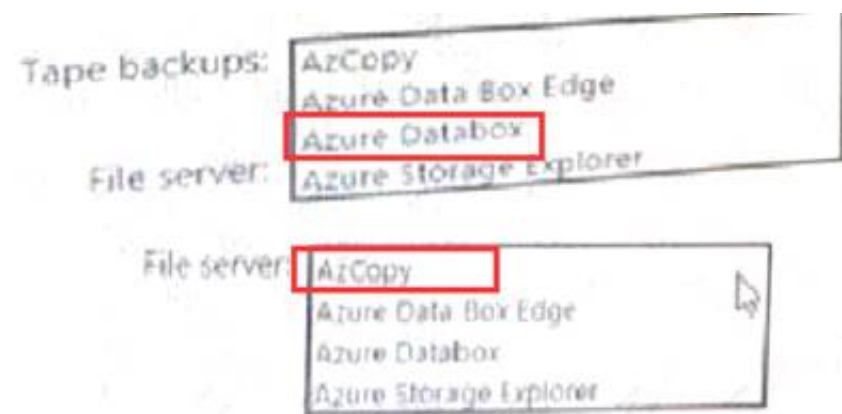
AzCopy
 Azure Data Box Edge
 Azure Databox
 Azure Storage Explorer

- A. Mastered
- B. Not Mastered

Answer: A

Explanation:

Answer Area



NEW QUESTION 56

- (Exam Topic 2)

You are deploying an SAP environment across Azure Availability Zones. The environment has the following components:

- > ASCS/ERS instances that use a failover cluster
- > SAP application servers across the Azure Availability Zones
- > Database high availability by using a native database solution

For each of the following statements, select Yes if the statement is true. Otherwise, select No.

NOTE: Each correct selection is worth one point.

Statements	Yes	No
Network latency is a limiting factor when deploying DBMS instances that use synchronous replication across the Azure Availability Zones.	<input type="radio"/>	<input type="radio"/>
The performance of SAP systems can be validated by using ABAPMeter.	<input type="radio"/>	<input type="radio"/>
To help identify the best Azure Availability Zones for deploying the SAP components, you can use NIPING to verify network latency between the zones.	<input type="radio"/>	<input type="radio"/>

- A. Mastered
- B. Not Mastered

Answer: A

Explanation:

Box 1: No

Azure Availability Zones are physically separate locations within an Azure region protecting customers' applications and data from datacenter-level failures. It is good for applications that require low-latency synchronous replication with protection from datacenter-level failures.

Box 2: Yes

AAP application server to database server latency can be tested with ABAPMeter report /SSA/CAT. Box 3: Yes

To analyze network issue or measure network metrics you can test the connection using SAP's NIPING program. You can use NIPING to analyze the network connection between any two machines running SAP software.

Reference:

<https://azure.microsoft.com/sv-se/blog/azure-availability-zones-expand-with-new-services-and-to-new-regions-i> <https://azure.microsoft.com/en-us/blog/sap-on-azure-architecture-designing-for-performance-and-scalability/> <https://wiki.scn.sap.com/wiki/pages/viewpage.action?pageId=360974069>

NEW QUESTION 59

- (Exam Topic 2)

You plan to migrate an SAP environment to Azure.

You need to design an Azure network infrastructure to meet the following requirements:

- * Prevent end users from accessing the database servers.
- * Isolate the application servers from the database servers.
- * Ensure that end users can access the SAP systems over the internet

Minimize the costs associated to the communications between the application servers and database servers

Which two actions should you include in the solution? Each correct answer presents pan of the solution. NOTE: Each correct selection is worth one point.

- A. Configure Azure Traffic Manager to route incoming connections.
- B. Configure an infernal Azure Standard Load Balancer for incoming connections.
- C. Segregate the SAP application servers and database servers by using different Azure virtual networks.
- D. In the same Azure virtual network, segregate the SAP application service and database servers by using different subnets and network security groups.
- E. Create a site-to-site VPN between the on premises network and Azure.

Answer: DE

NEW QUESTION 60

- (Exam Topic 2)

Note: This question is part of a series of questions that present the same scenario. Each question in the series contains a unique solution that might meet the stated goals. Some question sets might have more than one correct solution, while others might not have a correct solution.

After you answer a question in this section, you will NOT be able to return to it. As a result, these questions will not appear in the review screen.

You deploy SAP HANA on Azure (Large Instances). You need to back up the SAP HANA database to Azure.

Solution: You create a Recovery Services vault and a backup policy. Does this meet the goal?

- A. Yes
- B. No

Answer: A

Explanation:

Backup architecture

- The backup process begins by creating a Recovery services vault in Azure. This vault will be used to store the backups and recovery points created over time.
- The Azure VM running SAP HANA server is registered with the vault, and the databases to be backed-up are discovered. To enable the Azure Backup service to discover databases, a preregistration script must be run on the HANA server as a root user.
- This script creates AZUREWLBACKUPHANAUSER DB user and a corresponding key with the same name in hdbuserstore. Refer to the setting up permissions section to understand more about what the script does.
- Azure Backup Service now installs the Azure Backup Plugin for HANA on the registered SAP HANA server.
- The AZUREWLBACKUPHANAUSER DB user created by the preregistration script is used by the Azure Backup Plugin for HANA to perform all backup and restore operations. If you attempt to configure backup for SAP HANA DBs without running this script, you might receive the following error: UserErrorHanaScriptNotRun.
- To configure backup on the databases that are discovered, choose the required backup policy and enable backups.
- Once the backup is configured, Azure Backup service sets up the Backint parameters at the DATABASE level on the protected SAP HANA server.
- The Azure Backup Plugin for HANA maintains all the backup schedules and policy details. It triggers the scheduled backups and communicates with the HANA Backup Engine through the Backint APIs.
- The HANA Backup Engine returns a Backint stream with the data to be backed up.
- All the scheduled backups and on-demand backups (triggered from the Azure portal) that are either full or differential are initiated by the Azure Backup Plugin for HANA. However, log backups are managed and triggered by HANA Backup Engine itself.

References:

<https://docs.microsoft.com/en-us/azure/backup/sap-hana-db-about>

<https://docs.microsoft.com/en-us/azure/backup/backup-azure-sap-hana-database#configure-backup>

NEW QUESTION 62

- (Exam Topic 2)

You plan to migrate an SAP HANA instance to Azure.

You need to gather CPU metrics from the last 24 hours from the instance.

Solution: You query views from SAP HANA Studio. Does this meet the goal?

- A. Yes
- B. No

Answer: B

Explanation:

The SAP HANA cockpit provides a single point of access to a range of SAP HANA administration and monitoring tasks. It is used to monitor and ensure the overall health of the system.

The HANA Monitoring dashboard also visualizes key HANA Metrics of SAP HANA system. References:

<https://developers.sap.com/tutorials/dt-monitoring-hana-part1.html> <https://www.hanatutorials.com/p/hana-monitoring-dashboard.html>

NEW QUESTION 67

- (Exam Topic 2)

For each of the following statements, select Yes if the statement is true. Otherwise, select No.

NOTE: Each correct selection is worth one point.

Statements	Yes	No
Azure AD Connect is required to sign into Linux virtual machines hosted in Azure.	<input type="radio"/>	<input type="radio"/>
An SAP application server that runs on a Linux virtual machine in Azure must be joined to Active Directory.	<input type="radio"/>	<input type="radio"/>
Before you can sign into an SAP application server that runs on a Linux virtual machine in Azure, you must create a Managed Service Identity (MSI).	<input type="radio"/>	<input type="radio"/>

- A. Mastered
- B. Not Mastered

Answer: A

Explanation:

Box 1: No

To log in to a Linux VM with Azure AD credentials, install the Azure Active Directory login VM extension. Note: Azure AD Connect is the Microsoft tool designed to meet and accomplish your hybrid identity goals. Box 2: Yes

If you deploy SAP VMs in a cross-premises scenario, where on-premises Active Directory and DNS are extended in Azure, it is expected that the VMs are joining an on-premises domain.

Box 3: No

References:

<https://docs.microsoft.com/en-us/azure/virtual-machines/workloads/sap/deployment-guide>

NEW QUESTION 69

- (Exam Topic 2)

You have an on- premises SAP environment hosted on VMware VSphere that in Microsoft SQL Server as the database platform. You plan to migrate the environment to Azure. The database platform will remain the same. You need gather information to size the target Azure Environment for the migration. What should you use?

What should you use?

- A. Azure Monitor
- B. the SAP NANA sizing report
- C. the SAP EarlyWatch Alert report
- D. Azure Advisor

Answer: D

NEW QUESTION 73

- (Exam Topic 2)

You are planning high availability for an SAP environment on Azure. The SAP environment will use datacenters in to different zones.

Testing shows that the latency between the two zones supports synchronous DBMS replication.

You need to design a solution to ensure that SAP services are available if an Azure datacenter within a zone fails. The solution must meet the following requirements:

* Provide automatic failover

* Minimize costs

Which high availability configuration meet the requirements?

- A. Azure Availability Zones with an active/passive deployment
- B. Azure Site Recovery
- C. Azure Availability Sets with active/passive clustering
- D. Azure Availability Sets with active/active clustering

Answer: D

NEW QUESTION 78

- (Exam Topic 2)

You are deploying an SAP environment on Azure that will use an SAP HANA database server.

You provision an Azure virtual machine for SAP HANA by using the M64s virtual machine SKU.

You need to set the swap space by using the Microsoft Azure Linux Agent (waagent) configuration file. Which two settings should you configure? Each correct answer presents part of the solution.

NOTE: Each correct selection is worth one point.

- A. ResourceDisk.EnableSwapEncryption=n
- B. AutoUpdate.Enabled=n
- C. ResourceDisk.SwapSizeMB=229376
- D. ResourceDisk.EnableSwap=y

Answer: CD

Explanation:

To create a swap file in the directory that's defined by the ResourceDisk.MountPoint parameter, you can update the /etc/waagent.conf file by setting the following three parameters:

ResourceDisk.Format=y ResourceDisk.EnableSwap=y ResourceDisk.SwapSizeMB=xx References:

<https://support.microsoft.com/en-us/help/4010058/how-to-add-a-swap-file-in-linux-azure-virtual-machines>

NEW QUESTION 79

- (Exam Topic 2)

For each of the following statements, select Yes if the statement is true. Otherwise, select No.

NOTE: Each correct selection is worth one point.

Statements	Yes	No
Enabling Accelerated Networking on an SAP application server will decrease CPU usage.	<input type="radio"/>	<input type="radio"/>
Enabling Accelerated Networking on an SAP application server will increase jitter.	<input type="radio"/>	<input type="radio"/>
You can enable Accelerated Networking on any Azure virtual machine.	<input type="radio"/>	<input type="radio"/>

- A. Mastered
B. Not Mastered

Answer: A

Explanation:

Box 1: Yes

By moving much of Azure's software-defined networking stack off the CPUs and into FPGA-based SmartNICs, compute cycles are reclaimed by end user applications, putting less load on the VM, decreasing jitter and inconsistency in latency.

Box 2: Yes

Box 3: No

Accelerated Networking (AN) is generally available (GA) and widely available for Windows and the latest distributions of Linux

References:

<https://azure.microsoft.com/en-us/blog/maximize-your-vm-s-performance-with-accelerated-networking-now-ge>

NEW QUESTION 81

- (Exam Topic 2)

You are validating an SAP HANA on Azure (Large Instances) deployment.

You need to ensure that sapconf is installed and the kernel parameters are set appropriately for the active profile.

How should you complete the commands? To answer, drag the appropriate values to the correct targets. Each value may be used once, more than once, or not at all. You may need to drag the split bar between panes or scroll to view content.

NOTE: Each correct selection is worth one point.

Values	Answer Area
<div><div>sap-ase</div><div>sap-bobj</div><div>sapconf</div><div>sap-hana</div><div>sap-netweaver</div><div>saptune</div><div>tuned</div></div>	<div><div>osprompt> more /etc/sysconfig/<div>Value</div></div><div>osprompt> more /usr/lib/tuned/<div>Value</div>/tuned.conf</div></div>

- A. Mastered
B. Not Mastered

Answer: A

Explanation:

Box 1: sapconf

The configuration is split into two parts:
/etc/sysconfig/sapconf

```
/usr/lib/tuned//tuned.conf
Box 2: tuned References:
https://www.suse.com/c/sapconf-a-way-to-prepare-a-sles-system-for-sap-workload-part-2/
```

NEW QUESTION 86

- (Exam Topic 2)
You migrate SAP ERP Central Component (SAP ECC) production and non-production landscapes to Azure. You are licensed for SAP Landscape Management (LaMa).
You need to refresh from the production landscape to the non-production landscape.
Which four actions should you perform in sequence? To answer, move the appropriate actions from the list of actions to the answer area and arrange them in the correct order.

Actions

From the Azure portal, create a service principal

From the Cloud Managers tab in LaMa, add an adapter

From SAP Solution Manager, deploy the LaMa adapter

Add permissions to the service principal

Install and configure LaMa on an SAP NetWeaver instance

Answer Area

⬅

➡

⬆

⬆

- A. Mastered
- B. Not Mastered

Answer: A

Explanation:

Step 1: From the Azure portal, create a service principal
The Azure connector can use a Service Principal to authorize against Microsoft Azure. Follow these steps to create a Service Principal for SAP Landscape Management (LaMa).
Step 2: Add permissions to the service principal
The Service Principal does not have permissions to access your Azure resources by default. You need to give the Service Principal permissions to access them.
Step 3: From the Cloud Managers tab in LaMa, add an adapter Create a new connector in SAP LaMa
Open the SAP LaMa website and navigate to Infrastructure. Go to tab Cloud Managers and click on Add. Select the Microsoft Azure Cloud Adapter
Step 4: Install and configure LaMa on an SAP NetWeater instance Provision a new adaptive SAP system
You can manually deploy a new virtual machine or use one of the Azure templates in the quickstart repository. It contains templates for SAP NetWeaver ASCS, SAP NetWeaver application servers, and the database. You can also use these templates to provision new hosts as part of a system copy/clone etc.
Note: To support customers on their journey into a cloud model (hybrid or entirely public cloud), SAP and Microsoft partnered to create an adapter that integrates the SAP management capabilities of LaMa with the IaaS advantages of Microsoft Azure.
References:
<https://docs.microsoft.com/en-us/azure/virtual-machines/workloads/sap/lama-installation>

NEW QUESTION 88

- (Exam Topic 2)
Your on-premises network contains SAP and non-SAP applications.
You have JAVA-based SAP systems that use SPNEGO for single-sign on (SSO) authentication. Your external portal uses multi-factor authentication (MFA) to authenticate users.
You plan to extend the on-premises authentication features to Azure and to migrate the SAP applications to Azure.
For each of the following statements, select Yes if the statement is true. Otherwise, select No.
NOTE: Each correct selection is worth one point.

Statements	Yes	No
Azure Active Directory (Azure AD) pass-through authentication can be used to enable MFA for on-premises users.	<input type="radio"/>	<input type="radio"/>
Azure Active Directory (Azure AD) password hash synchronization ensures that users can use on their on-premise credentials to authenticate to ABAP-based SAP systems on Azure.	<input type="radio"/>	<input type="radio"/>
Active Directory Federation Services (AD FS) can be used to enable MFA for on-premises users.	<input type="radio"/>	<input type="radio"/>

- A. Mastered
B. Not Mastered

Answer: A

Explanation:

Box 1: No

Need AD FS for MFA. See box 3.

Note: Azure Active Directory (Azure AD) Pass-through Authentication allows your users to sign in to both on-premises and cloud-based applications using the same passwords. This feature is an alternative to Azure AD Password Hash Synchronization (see Box 2).

Box 2: Yes

Password hash synchronization is one of the sign-in methods used to accomplish hybrid identity. Azure AD Connect synchronizes a hash, of the hash, of a users password from an on-premises Active Directory instance to a cloud-based Azure AD instance.

Password hash synchronization is an extension to the directory synchronization feature implemented by Azure AD Connect sync. You can use this feature to sign in to Azure AD services like Office 365. You sign in to the service by using the same password you use to sign in to your on-premises Active Directory instance.

Box 3: Yes

If your organization is federated with Azure AD, you can use Azure Multi-Factor Authentication to secure AD FS resources, both on-premises and in the cloud.

Azure MFA enables you to eliminate passwords and provide a more secure way to authenticate.

References:

<https://docs.microsoft.com/en-us/azure/active-directory/hybrid/whatis-phs>

<https://docs.microsoft.com/en-us/windows-server/identity/ad-fs/operations/configure-ad-fs-and-azure-mfa>

NEW QUESTION 89

.....

THANKS FOR TRYING THE DEMO OF OUR PRODUCT

Visit Our Site to Purchase the Full Set of Actual AZ-120 Exam Questions With Answers.

We Also Provide Practice Exam Software That Simulates Real Exam Environment And Has Many Self-Assessment Features. Order the AZ-120 Product From:

<https://www.2passeasy.com/dumps/AZ-120/>

Money Back Guarantee

AZ-120 Practice Exam Features:

- * AZ-120 Questions and Answers Updated Frequently
- * AZ-120 Practice Questions Verified by Expert Senior Certified Staff
- * AZ-120 Most Realistic Questions that Guarantee you a Pass on Your FirstTry
- * AZ-120 Practice Test Questions in Multiple Choice Formats and Updatesfor 1 Year